

STRAIGHT GRAIN

SPRING 2024 | VOL 37 | ISSUE 1



MADE-TO-ORDER
EDGE-GLUED PANELS

PAGE 20

SOLID WOOD
DEC KING

PAGE 12

CUMARU | GARAPA | IPE' | MASSARANDUBA
TIGERWOOD | THERMALLY-MODIFIED ASH

Domestic Hardwoods

As a company renowned for its commitment to quality, we are confident in our ability to guarantee 100% satisfaction to our customers. NHLA inspection plaques are on display in our Charlotte office depicting the date of a National inspection after we challenged a lumber delivery. The company has never lost a challenge.

LUMBER PRICING

Prices listed are for rough lumber, sold random width, and random length. The lumber is manufactured to produce the best possible appearance while conserving the maximum usable product of the log. We bring in new lumber multiple times each week. Therefore, prices are subject to change without notice.

PRICE LEVELS

You may accumulate the footage of different species in the same order to determine the price level. Be sure to ask us about special pricing on bunk quantities (1000+ bf) of any one species.

SPECIAL SIZES

We can supply you with specific widths, lengths, colors, or grain patterns to minimize your waste factor. Contact us for pricing on your particular requirements. 800-292-5937.

MEASUREMENTS

Kiln-dried lumber from printed prices is measured after kiln drying and sold on a net tally. No additions are made to cover any shrinkage during kiln drying. All thicknesses less than 1" are measured in surface feet.

FULL UNIT PRICING



Your unsorted lumber units are available, net tally. Packages are offered to you at NHLA grading standards for hardwoods and may include up to 4% below grade. Lumber packages come in random widths. Lengths typically are uniform 7'-8', 9'-10', 11'-12', 13'-14', 15'-16' per pack. Only 300' net tally minimum per item to qualify for unit pricing if a unit of 600' or more is available to split.

SATISFACTION GUARANTEED

Your lumber purchases are fully guaranteed to be properly graded, measured and machined. We are unable to guarantee products against loss or damage in transit due to circumstances beyond our control. The package must be in the same condition in which it was received. To receive full credit.

“ I ORDERED SOME WOOD SIGHT UNSEEN AND HAD IT SHIPPED. MY FATHER-IN-LAW CALLED, “YOU HAVE SOME BEAUTIFUL WOOD HERE.” ”

JIMMY N.

ALDER		BF: 1+	100+	500+	1000+
1"	Superior	6.71	5.15	4.74	4.37
1-1/4"	Superior	6.82	5.23	4.82	4.44
1 1/2"	Superior	6.99	5.36	4.94	4.55
2"	Superior	7.07	5.43	5.00	4.61
1"	Prem. Frame Knotty	2.54	1.95	1.79	1.65
1-1/4"	Prem. Frame Knotty	2.75	2.11	1.95	1.79
1-1/2"	Prem. Frame Knotty	3.18	2.44	2.25	2.07
2"	Prem. Frame Knotty	3.05	2.34	2.16	1.99
ASH		BF: 1+	100+	500+	1000+
1"	Sel&Btr	4.56	3.50	3.22	2.97
1"	Sel&Btr Qtr Sawn	5.81	4.46	4.10	3.78
1"	No.1 Com	3.01	2.31	2.13	1.96
1-1/4"	Sel&Btr	4.88	3.75	3.45	3.18
1-1/2"	Sel&Btr	5.50	4.22	3.89	3.58
2"	Sel&Btr	5.85	4.49	4.13	3.81
2-1/2"	Sel&Btr	6.67	5.12	4.71	4.34
3"	Sel&Btr	7.42	5.69	5.24	4.83
4"	Sel&Btr	9.80	7.52	6.93	6.38
Bat Blanks		30.00			
ASPEN		BF: 1+	100+	500+	1000+
1"	Sel&Btr	3.40	2.61	2.40	2.21
BASSWOOD		BF: 1+	100+	500+	1000+
1"	Sel&Btr	3.05	2.34	2.16	1.99
1"	No.1 Com	2.80	2.15	1.98	1.82
1-1/4"	Sel&Btr	3.96	3.04	2.80	2.58
1-1/2"	Sel&Btr	4.06	3.12	2.87	2.65
2"	Sel&Btr	4.24	3.25	2.99	2.76
3"	Sel&Btr	8.21	6.30	5.81	5.35
4"	Sel&Btr	8.36	6.42	5.91	5.45
BEECH		BF: 1+	100+	500+	1000+
1"	Sel&Btr	3.40	2.61	2.40	2.21
1-1/4"	Sel&Btr	4.41	3.38	3.12	2.87
2"	Sel&Btr	6.34	4.87	4.48	4.13
BIRCH - Yellow		BF: 1+	100+	500+	1000+
1"	Sel&Btr Sap 1 Face	5.98	4.59	4.23	3.89
1"	Sel&Btr 6-8'	4.84	3.71	3.42	3.15
1"	Sel&Btr 9-10'	5.01	3.84	3.54	3.26
1"	Sel&Btr 11-12'	5.18	3.98	3.66	3.37
1-1/4"	Sel&Btr	6.88	5.28	4.86	4.48
1-1/2"	Sel&Btr	7.10	5.45	5.02	4.62
2"	Sel&Btr	7.20	5.53	5.09	4.69
BIRCH - Red		BF: 1+	100+	500+	1000+
1"	Sel&Btr	7.96	6.11	5.62	5.18
BUTTERNUT		BF: 1+	100+	500+	1000+
1"	Sel&Btr	9.46	7.26	6.69	6.16
2"	Sel&Btr	11.40	8.75	8.06	7.42

CHERRY		BF: 1+	100+	500+	1000+
1"	Select 6- 7'	3.85	2.95	2.72	2.51
1"	Sel&Btr 6'-8'	4.21	3.23	2.98	2.74
1"	Sel&Btr 9-10'	4.30	3.30	3.04	2.80
1"	Sel&Btr 11-12'	4.39	3.37	3.10	2.86
1"	Sel&Btr 13-14'	4.47	3.43	3.16	2.91
1"	Sel&Btr 15-16'	4.52	3.47	3.19	2.94
1"	Sel&Btr Red 1 Face	6.06	4.65	4.29	3.95
1"	No.1 Com	2.64	2.03	1.87	1.72
1-1/4"	Sel&Btr	4.99	3.83	3.53	3.25
1-1/4"	Sel&Btr Red 1 Face	6.77	5.20	4.79	4.41
1-1/2"	Sel&Btr	5.33	4.09	3.77	3.47
1-1/2"	Sel&Btr Red 1 Face	7.42	5.69	5.24	4.83
2"	Sel&Btr	5.78	4.44	4.09	3.77
2"	Sel&Btr Red 1 Face	7.31	5.61	5.17	4.76
2-1/2"	Sel&Btr	6.34	4.87	4.48	4.13
3"	Sel&Btr	7.05	5.41	4.99	4.59
ELM		BF: 1+	100+	500+	1000+
1"	Sel&Btr - Red	4.41	3.38	3.12	2.87
1"	Sel&Btr - Gray	5.50	4.22	3.89	3.58
2"	Sel&Btr - Red	5.50	4.22	3.89	3.58
2"	Sel&Btr - Gray	6.43	4.93	4.54	4.19
HARD MAPLE, White*		BF: 1+	100+	500+	1000+
1"		4.39	3.37	3.10	2.86
1"	Sel&Btr 6'-8'	5.22	4.01	3.69	3.40
1"	Sel&Btr 9-10'	5.29	4.06	3.74	3.44
1"	Sel&Btr 11-12'	5.38	4.13	3.80	3.50
1"	Sel&Btr 13-14'	5.42	4.16	3.83	3.53
1"	Sel&Btr 15-16'	5.98	4.59	4.23	3.89
1"	Brown	3.44	2.64	2.43	2.24
1"	No.1 Com	3.35	2.57	2.37	2.18
1-1/4"	Sel&Btr	6.17	4.74	4.36	4.02
1-1/2"	Sel&Btr	6.58	5.05	4.65	4.28
2"	Sel&Btr	7.22	5.54	5.11	4.70
2-1/2"	Sel&Btr	9.40	7.21	6.64	6.12
3"	Sel&Btr	12.21	9.37	8.63	7.95
4"		13.12	10.07	9.27	8.54
Bat Blanks		30.00			
* White: sorted for White Sapwood.					
** Unselected for color, Sapwood/Heartwood.					
H.MAPLE Birdseye/Curly		BF: 1+	100+	500+	1000+
1"	Prem Eye	22.94	17.61	16.22	14.94
1"	Heavy Eye	18.81	14.44	13.30	12.25
1"	Med Eye	17.42	13.37	12.31	11.34
1"		13.98	10.73	9.88	9.10
1"	Med Curly	12.90	9.90	9.12	8.40
1-1/4"					
1-1/4"	Med Eye				
1-1/2"	Heavy Eye	CALL FOR PRICING			
1-1/2"	Med Eye				
2"	Heavy Eye				

PLEASE NOTE:
Prices are subject to change without notice.

Domestic Hardwoods

INCREASE YOUR PROFITS WITH OUR MACHINE SERVICES



Many woodworkers are turning to us for increased efficiencies in their production processes. Better efficiencies mean higher profits.

We offer a variety of lumber manufacturing services, including resawing, planing, ripping, sanding, and gluing into panels. In most cases, we can deliver your order the next day. Page 28 provides complete machine service information.

HICKORY		BF: 1+	100+	500+	1000+
1"	Sel&Btr	3.98	3.05	2.81	2.59
1"	No.1 Com	2.47	1.90	1.75	1.61
1"	Rustic Hickory	3.55	2.72	2.51	2.31
1-1/4"	Sel&Btr	4.24	3.25	2.99	2.76
1-1/2"	Sel&Btr	4.95	3.80	3.50	3.22
2"	Sel&Btr	6.77	5.20	4.79	4.41
POPLAR		BF: 1+	100+	500+	1000+
1"	Sel&Btr 10"&W	3.48	2.67	2.46	2.27
1"	Sel&Btr 12"&W	3.66	2.81	2.58	2.38
1"	Sel&Btr 7'-8'	2.97	2.28	2.10	1.93
1"	Sel&Btr 9'-10'	2.95	2.26	2.08	1.92
1"	Sel&Btr 11'-12'	2.95	2.26	2.08	1.92
1"	Sel&Btr 13'-14'	2.95	2.26	2.08	1.92
1"	Sel&Btr 15'-16'	2.99	2.29	2.11	1.95
1"	No.1 Com	1.78	1.37	1.26	1.16
1-1/4"	Sel&Btr	3.14	2.41	2.22	2.04
1-1/2"	Sel&Btr	3.23	2.48	2.28	2.10
2"	Sel&Btr	3.33	2.56	2.36	2.17
2-1/2"	Sel&Btr	3.98	3.05	2.81	2.59
3"	Sel&Btr	4.39	3.37	3.10	2.86
4"	Sel&Btr	5.55	4.26	3.92	3.61
RED OAK		BF: 1+	100+	500+	1000+
1"	Clear 4'	2.54	1.95	1.79	1.65
1"	Sel&Btr 10"&W	4.73	3.63	3.34	3.08
1"	Selects 6'-7'	3.18	2.44	2.25	2.07
1"	Sel&Btr 7'-8'	3.57	2.74	2.52	2.32
1"	Sel&Btr 9'-10'	3.55	2.72	2.51	2.31
1"	Sel&Btr 11'-12'	3.57	2.74	2.52	2.32
1"	Sel&Btr 13'-14'	3.70	2.84	2.61	2.41
1"	Sel&Btr 15'-16'	3.83	2.94	2.71	2.49
1"	No.1 Com	2.69	2.06	1.90	1.75
1-1/4"	Sel&Btr	3.87	2.97	2.74	2.52
1-1/4"	Sel&Btr 13'-16'	4.04	3.10	2.86	2.63
1-1/2"	Sel&Btr	4.56	3.50	3.22	2.97
1-1/2"	Sel&Btr 13'-16'	5.16	3.96	3.65	3.36
2"	Sel&Btr	5.68	4.36	4.01	3.70
2"	Sel&Btr 13'-16'	5.96	4.57	4.21	3.88
2"	No.1 Com	4.73	3.63	3.34	3.08
2-1/2"	Sel&Btr	8.56	6.57	6.05	5.57
3"	Sel&Btr	9.29	7.13	6.57	6.05
RED OAK - Qtr Sawn		BF: 1+	100+	500+	1000+
1"	Sel&Btr	5.48	4.21	3.88	3.57
1-1/4"	Sel&Btr	7.12	5.46	5.03	4.63
1-1/2"	Sel&Btr	7.42	5.69	5.24	4.83
2"	Sel&Btr	8.71	6.68	6.16	5.67
RED OAK - Rift Sawn		BF: 1+	100+	500+	1000+
1"	Sel&Btr	6.06	4.65	4.29	3.95
1-1/4"		7.20	5.53	5.09	4.69
1-1/2"		7.42	5.69	5.24	4.83
2"		9.50	7.29	6.72	6.19
SASSAFRAS		BF: 1+	100+	500+	1000+
1"	Sel&Btr	7.53	5.78	5.32	4.90



ROUGH LUMBER PACKS 300BF AT WHOLESALE PRICES. CALL 800-292-5937



FOR CUSTOM EDGE-GLUED PANELS, SEE PAGE 20

SOFT MAPLE		BF: 1+	100+	500+	1000+
1"	Sel&Btr WHITE**	5.57	4.27	3.94	3.63
1"	Sel&Btr UNSEL*	4.62	3.55	3.27	3.01
1"	No.1 Com WHITE**	2.90	2.23	2.05	1.89
1"	No.1 ComUNSEL*	2.69	2.06	1.90	1.75
1-1/4"	Sel&Btr WHITE**	5.74	4.41	4.06	3.74
1-1/4"	Sel&Btr UNSEL*	5.27	4.04	3.72	3.43
1-1/2"	Sel&Btr WHITE**	6.02	4.62	4.26	3.92
1-1/2"	Sel&Btr UNSEL*	5.81	4.46	4.10	3.78
2"	Sel&Btr WHITE**	6.43	4.93	4.54	4.19
2"	Sel&Btr UNSEL*	5.85	4.49	4.13	3.81
2-1/2"	Sel&Btr UNSEL*	7.31	5.61	5.17	4.76
3"	Sel&Btr UNSEL*	7.53	5.78	5.32	4.90

* Unselected for color, Sapwood/f
** Sorted for White Sapwood.

SOFT MAPLE - Curly		BF: 1+	100+	500+	1000+
1"	1&Btr Heavy	10.11	7.76	7.14	6.58
1"	1&Btr Medium	8.60	6.60	6.08	5.60
1"	1&Btr Light	6.45	4.95	4.56	4.20
1"	Sel&Btr Heavy	10.75	8.25	7.60	7.00
2"	1&Btr Medium	9.35	7.18	6.61	6.09

SOFT MAPLE Wormy		BF: 1+	100+	500+	1000+
1"	Sel&Btr	3.68	2.82	2.60	2.39
1"	No.1 & Btr	3.18	2.44	2.25	2.07
1 1/4"	No.1 & Btr	3.31	2.54	2.34	2.16
1 1/2"	No.1 & Btr	3.48	2.67	2.46	2.27
2"	No.1 & Btr	3.76	2.89	2.66	2.45

SYCAMORE		BF: 1+	100+	500+	1000+
1"	Sel&Btr	3.23	2.48	2.28	2.10
1"	Sel&Btr Qtr/Rift	8.99	6.90	6.35	5.85

WALNUT		BF: 1+	100+	500+	1000+
1"	Sel&Btr Qtr/Rift	17.72	13.60	12.52	11.54
1"	Sel&Btr 6'-7'	9.72	7.46	6.87	6.33
1"	Sel&Btr 7' - 8'	11.14	8.55	7.87	7.25
1"	Sel&Btr 9' - 12'	11.40	8.75	8.06	7.42
1"	Sel&Btr 13' - 16'	11.46	8.79	8.10	7.46
1"	No.1 Com	7.50	5.76	5.30	4.89
1-1/4"	Sel&Btr	11.65	8.94	8.24	7.59
1-1/2"	Sel&Btr	12.69	9.74	8.97	8.26
2"	Sel&Btr	13.76	10.56	9.73	8.96
2"	Sel&Btr Qtr/Rft	19.35	14.85	13.68	12.60
2-1/2"	Sel&Btr	17.52	13.45	12.39	11.41
3"	Sel&Btr	18.17	13.94	12.84	11.83
4"	Sel&Btr	18.81	14.44	13.30	12.25

WHITE OAK		BF: 1+	100+	500+	1000+
15/16"	Sel&Btr 6-7'	8.73	6.70	6.17	5.68
1"	Sel&Btr 7'-8'	11.65	8.94	8.24	7.59
1"	Sel&Btr 9-10'	11.76	9.03	8.31	7.66
1"	Sel&Btr 11-12'	11.87	9.11	8.39	7.73
1"	Sel&Btr 13-14'	11.98	9.19	8.47	7.80
1"	Sel&Btr 15-16'	12.10	9.29	8.56	7.88
1"	Sel&Btr 10&wdr	13.65	10.48	9.65	8.89
1"	No.1 Com	5.16	3.96	3.65	3.36
1"	Rustic	4.52	3.47	3.19	2.94
1-1/4"	Sel&Btr	11.98	9.19	8.47	7.80
1-1/2"	Sel&Btr	12.26	9.41	8.66	7.98
2"	Sel&Btr	15.93	12.23	11.26	10.37
2-1/2"	Sel&Btr	19.82	15.21	14.01	12.91
3"	Sel&Btr	20.32	15.59	14.36	13.23

WHITE OAK Qtr Sawn		BF: 1+	100+	500+	1000+
1"	Sel&Btr	10.49	8.05	7.42	6.83
1-1/4"	Sel&Btr	13.44	10.31	9.50	8.75
1-1/2"	Sel&Btr	14.51	11.14	10.26	9.45
2"	Sel&Btr	15.65	12.01	11.07	10.19

WHITE OAK Rift Sawn		BF: 1+	100+	500+	1000+
1"	Sel&Btr	17.22	13.22	12.18	11.21
1-1/4"	Sel&Btr	17.91	13.74	12.66	11.66
1-1/2"	Sel&Btr	18.08	13.88	12.78	11.77
2"	Sel&Btr	18.60	14.27	13.15	12.11

HARDWOOD- DIMENSIONAL

POPLAR DIMENSIONAL		BF: 1+	100+	500+	1000+
S4S Clr 1F 2E Sand Bst Face Rand. Lngth					
1x4	3/4 x 3 1/2	6.11	4.69	4.32	3.98
1x6	3/4 x 5 1/2	6.15	4.72	4.35	4.00
1x8	3/4 x 7 1/4	6.24	4.79	4.41	4.06
1x10	3/4 x 9 1/4	7.10	5.45	5.02	4.62
1x12	3/4 x 11 1/4	7.31	5.61	5.17	4.76

RED OAK DIMENSIONAL		BF: 1+	100+	500+	1000+
1x4	3/4 x 3 1/2	6.73	5.16	4.76	4.38
1x6	3/4 x 5 1/2	6.79	5.21	4.80	4.42
1x8	3/4 x 7 1/4	7.27	5.58	5.14	4.73
1x10	3/4 x 9 1/4	7.31	5.61	5.17	4.76
1x12	3/4 x 11 1/4	7.53	5.78	5.32	4.90

PLEASE NOTE:
Prices are subject to change without notice.

Imported Hardwoods

As a company renowned for its commitment to quality, we are confident in our ability to guarantee 100% satisfaction to our customers. NHLA inspection plaques are on display in our Charlotte office depicting the date of a National inspection after we challenged a lumber delivery. The company has never lost a challenge.

LUMBER PRICING

Prices listed are for rough lumber, sold random width, and random length. The lumber is manufactured to produce the best possible appearance while conserving the maximum usable product of the log. We bring in new lumber multiple times each week. Therefore, prices are subject to change without notice.

PRICE LEVELS

You may accumulate the footage of different species in the same order to determine the price level. Be sure to ask us about special pricing on bunk quantities (1000+ bf) of any one species.

SPECIAL SIZES

We can supply you with specific widths, lengths, colors, or grain patterns to minimize your waste factor. Contact us for pricing on your particular requirements. 800-292-5937.

MEASUREMENTS

Kiln-dried lumber from printed prices is measured after kiln drying and sold on a net tally. No additions are made to cover any shrinkage during kiln drying. All thicknesses less than 1" are measured in surface feet.

SATISFACTION GUARANTEED

Your lumber purchases are fully guaranteed to be properly graded, measured and machined. We are unable to guarantee products against loss or damage in transit due to circumstances beyond our control. The package must be in the same condition in which it was received to receive full credit.

FULL UNIT PRICING



Your unsorted lumber units are available, net tally. Packages are offered to you at NHLA grading standards for hardwoods and may include up to 4% below grade. Lumber packages come in random widths. Lengths typically are uniform 7'-8", 9'-10', 11'-12', 13'-14', 15'-16' per pack. Only 300' net tally minimum per item to qualify for unit pricing if a unit of 600' or more is available to split.

ANIGRE		BF: 1+	100+	500+	1000+
1"	Sel&Btr	8.71	6.68	6.16	5.67
AVODIRE		BF: 1+	100+	500+	1000+
1"	Sel&Btr	19.35	14.85	13.68	12.60
BEECH, [European]		BF: 1+	100+	500+	1000+
Germany, Very strong, hard and durable, closed grain wood.					
1"	Superior	9.25	7.10	6.54	6.02
1 1/4"	Superior	9.68	7.43	6.84	6.30
1 1/2"	Superior	9.78	7.51	6.92	6.37
2"	Superior	9.91	7.61	7.01	6.45
BLACK LIMBA		BF: 1+	100+	500+	1000+
1"	Sel & Btr	9.68	7.43	6.84	6.30
BLOODWOOD [Brazil]		BF: 1+	100+	500+	1000+
1"	PIQ*	16.86	12.94	11.92	10.98
* Brilliant Red in color.					
BOCOTE [Central America]		BF: 1+	100+	500+	1000+
1"	PIQ*	37.37	28.68	26.42	24.33
2"	PIQ Air Dried*	41.93	32.18	29.64	27.30
* Grayish Brown to Dark Redish Brown in color.					
BOSSE [West & Central America]		BF: 1+	100+	500+	1000+
1"	Sel & Btr	8.79	6.75	6.22	5.73
BUBINGA [W. Africa]		BF: 1+	100+	500+	1000+
1"	FAS*	26.23	20.13	18.54	17.08
2"	FAS*	27.74	21.29	19.61	18.06
* African Rosewood: Red with streaks of Dark Purple.					
CANARY WOOD [S. Amer]		BF: 1+	100+	500+	1000+
1"	Sel&Btr*	21.46	16.47	15.17	13.97
* High luster, hard and heavy wood, Yellow in color.					
CHAKTE-COC [C. Amer.]		BF: 1+	100+	500+	1000+
1"	Sel&Btr*	29.56	22.69	20.90	19.25
* Brownish Red with Cream colored Sapwood.					
CUMARU (S America)		BF: 1+	100+	500+	1000+
1"	Sel & Btr	15.05	11.55	10.64	9.80
1-1/4"	Sel & Btr	15.27	11.72	10.79	9.94
2"	Sel & Btr	15.48	11.88	10.94	10.08
COCOBOLLO		BF: 1+	100+	500+	1000+
1"	PIQ	94.60	72.60	66.88	61.60
2"	PIQ	96.75	74.25	68.40	63.00
EBONY, PIQ		BF: 1+	100+	500+	1000+
1"	Macassar*	106.00	81.35	74.94	69.02
1"	Gaboon:Air Dried**	227.90	174.90	161.12	148.40
2"	Gaboon:Air Dried**	232.20	178.20	164.16	151.20
* Dark Brown to Black in color.					
** Black in color.					

GONCOLA ALVES [Mexico]		BF: 1+	100+	500+	1000+
1"	FEQ*	11.07	8.50	7.83	7.21
* Tigerwood: Reddish Brown in color.					
GRANADILLO [Cen Am]		BF: 1+	100+	500+	1000+
1"	Select & Better	20.43	15.68	14.44	13.30
IPE' [Latin America]		BF: 1+	100+	500+	1000+
1"	FAS ROUGH*	18.28	14.03	12.92	11.90
1 1/4"	FAS ROUGH*	20.64	15.84	14.59	13.44
* Olive Brown color. Great for exterior use. 6' - 8' lngth.					
JARRAH		BF: 1+	100+	500+	1000+
1"		24.73	18.98	17.48	16.10
1-1/2"		24.94	19.14	17.63	16.24
JATOBA [S. America]		BF: 1+	100+	500+	1000+
1"	FAS*	9.46	7.26	6.69	6.16
1-1/4"	FAS*	10.11	7.76	7.14	6.58
1-1/2"	FAS*	10.32	7.92	7.30	6.72
2"	FAS*	10.54	8.09	7.45	6.86
* Brazilian Cherry: Reddish Brown color. Furniture Grd.					
LACEWOOD [Euro/W. Afr]		BF: 1+	100+	500+	1000+
1"	Sel&Btr*	31.39	24.09	22.19	20.44
* Light Reddish Brown in color.					
LYPTUS [S. America]		BF: 1+	100+	500+	1000+
1"	Sel&Btr*	8.06	6.19	5.70	5.25
* Dense hardwood from plantation grown Eucalyptus trees.					
MAKORE		BF: 1+	100+	500+	1000+
1"	Sel&Btr	11.40	8.75	8.06	7.42
MAHOGANY - African		BF: 1+	100+	500+	1000+
1"	FAS Ribbon	8.94	6.86	6.32	5.82
1"	FAS Flat Sawn	8.94	6.86	6.32	5.82
1-1/4"	FAS Ribbon	9.20	7.06	6.51	5.99
1-1/4"	FAS Flat Sawn	9.20	7.06	6.51	5.99
1-1/2"	FAS Ribbon	9.29	7.13	6.57	6.05
1-1/2"	FAS Flat Sawn	9.29	7.13	6.57	6.05
2"	FAS Ribbon	9.35	7.18	6.61	6.09
2"	FAS Flat Sawn	9.35	7.18	6.61	6.09
2-1/2"	FAS Flat Sawn	9.55	7.33	6.75	6.22
3"	FAS Ribbon	9.78	7.51	6.92	6.37
3"	FAS Flat Sawn	9.78	7.51	6.92	6.37
MAHOGANY, Gen,S,Amer		BF 1+	100+	500+	1000+
1"	FAS 6' - 7' *	15.59	11.96	11.02	10.15
1"	FAS*	15.91	12.21	11.25	10.36
1-1/4"	FAS*	16.04	12.31	11.34	10.44
1-1/2"	FAS*	16.23	12.46	11.48	10.57
2"	FAS*	16.30	12.51	11.52	10.61
2-1/2"	FAS*	16.38	12.57	11.58	10.67
3"	FAS*	16.45	12.62	11.63	10.71
* Rich Golden Brown in color.					

PLEASE NOTE:

Prices are subject to change without notice.



MAHOGANY - Santos		BF: 1+	100+	500+	1000+
1"	Sel&Btr	9.95	7.64	7.04	6.48
1-1/4"	Sel&Btr	11.18	8.58	7.90	7.28
MERANTI - Dark Red		BF: 1+	100+	500+	1000+
1"	Dark Red	9.95	7.64	7.04	6.48
1-1/4"	Dark Red	10.41	7.99	7.36	6.78
1-1/2"	Dark Red	10.41	7.99	7.36	6.78
2"	Dark Red	10.58	8.12	7.48	6.89
PADAUK [W. Africa]		BF: 1+	100+	500+	1000+
1"	FAS*	11.61	8.91	8.21	7.56
2"	FAS*	12.47	9.57	8.82	8.12
* Golden Red Orange in color.					
PURPLEHEART Cen/S Amer.		100+	500+	1000+	
1"	FAS*	11.93	9.16	8.44	7.77
1-1/2"	FAS*	13.12	10.07	9.27	8.54
2"	FAS*	13.33	10.23	9.42	8.68
* Deep Purple in color.					
ROSEWOOD		BF: 1+	100+	500+	1000+
1"	East India: PIQ	60.09	46.12	42.48	39.13
1"	Honduras: PIQ	57.51	44.14	40.66	37.45
1"	Santos: PIQ	36.98	28.38	26.14	24.08
SAPELE [W. Africa]		BF: 1+	100+	500+	1000+
1"	Prime Qtr. Sawn*	9.20	7.06	6.51	5.99
1"	Prime Flat Sawn*	8.88	6.81	6.28	5.78
1 1/4"		9.27	7.11	6.55	6.03
1 1/4"	Prime Flat Sawn*	8.92	6.85	6.31	5.81
1 1/2"	Prime Qtr. Sawn*	9.29	7.13	6.57	6.05
1 1/2"		9.01	6.91	6.37	5.87
2"	Prime Qtr. Sawn*	9.33	7.16	6.60	6.08
2"		9.44	7.24	6.67	6.15
* Reddish Brown in color.					

SATINWOOD		BF: 1+	100+	500+	1000+
Brazilian		21.39	16.42	15.12	13.93
SPANISH CEDAR [Central/S. America]		BF: 1+	100+	500+	1000+
1"	Sel&Btr	9.46	7.26	6.69	6.16
2"	Sel&Btr	9.57	7.34	6.76	6.23
* Cigar Box Cedar.					
TEAK - Africa		BF: 1+	100+	500+	1000+
1"	Afromosia	22.36	17.16	15.81	14.56
1"	Afromosia Substitutue	18.06	13.86	12.77	11.76
2"	Afromosia	22.90	17.57	16.19	14.91
TEAK - Burma/Indonesia		BF: 1+	100+	500+	1000+
1"	FEQ B 5", 3'-5.5'	59.08	45.34	41.77	38.47
1"	FEQ B 5"+, 6'-9.5'	64.16	49.24	45.36	41.78
1"	FEQ B 5+, 10'+	66.33	50.90	46.89	43.19
1"		67.30	51.65	47.58	43.82
1-1/4"	FEQ B 5"+, 3'-5.5'	60.20	46.20	42.56	39.20
1-1/4"	FEQ B 5"+, 6'-9.5'	65.25	50.08	46.13	42.49
1-1/2"	FEQ B 5"+, 6'-9.5'	66.87	51.32	47.27	43.54
2"	FEQ B 5"+, 3'-5.5'	62.35	47.85	44.08	40.60
2"	FEQ B 5"+, 6'-9.5'	66.97	51.40	47.35	43.61
2-1/2"	FEQ B 5"+, 6'-9.5'	67.51	51.81	47.73	43.96
* 6-1/2' to 9-1/2' lengths. Tawny Yellow to Dark Brown.					
WALNUT		BF: 1+	100+	500+	1000+
1"		11.01	8.45	7.78	7.17
WENGE [Congo]		BF: 1+	100+	500+	1000+
1"	PIQ*	24.83	19.06	17.56	16.17
2"		28.38	21.78	20.06	18.48
* Very Dark Brown					
ZEBRAWOOD [W. Africa]		BF: 1+	100+	500+	1000+
1"	FAS*	32.04	24.59	22.65	20.86
2"	FAS*	32.04	24.59	22.65	20.86
* Light Gold in color with Brown streaks.					
ZIRCOTE [Latin America]		BF: 1+	100+	500+	1000+
1"	PIQ Air Dried	66.65	51.15	47.12	43.40

Unique One-Of-A-Kind **Live-Edge** SLABS

KILN-DRIED, LIVE-EDGE SLABS

The quality of our live edge slabs with beautiful grain patterns will add an authentic, natural look to your project. Our staff will be glad to walk you through the color, shape, and size options that we offer.

SLAB SPECIES IN STOCK
(subject to prior sale)

Ash | Butternut | Northern Cedar
White Oak | Red Oak
Soft Maple - Wormy | Walnut
White Oak | White Pine

We arrange transport of our natural edge wood slabs to any location within the continental U.S. To ensure the safe delivery of our slabs to you, we sheath them in corrugated pads, wrap in plastic, then palletize the package for delivery with our fleet of trucks or via freight carrier.



**100%
SATISFACTION
GUARANTEED**
READ FULL GUARANTEE
ON PAGE 6

**For wholesale and retail
pricing call 800-292-5937**

Domestic Softwoods

PLEASE NOTE

Prices are subject to change without notice.

SOFTWOOD PRICING

Prices listed are for rough lumber, sold random width, and random length. The lumber is manufactured to produce the best possible appearance while conserving the maximum usable product of the log. For orders requiring specific widths, lengths, or color, please contact us for a FREE estimate.

PRICE LEVELS

The footage of different specie on the same order may be accumulated to determine price level. Ask us about special pricing on bunk (1000+) quantities of any one specie.

FULL UNIT PRICING



Your unsorted lumber units are available, net tally. Packages are offered to you at NELMA for softwoods and may include up to 4% below grade. Lumber packages come in random widths. Lengths typically are uniform 7'-8', 9'-10', 11'-12', 13'-14', 15'-16' per pack. Only 300' net tally minimum per item to qualify for unit pricing if a unit of 600' or more is available to split.

CEDAR (Alaskan Yellow)		BF: 1+	100+	500+	1000+
1x6	C&Btr MG	17.20	13.20	12.16	11.20
1x8	C&Btr MG	17.00	13.32	12.27	11.30
1x10	C&Btr MG	17.37	13.33	12.28	11.31
1x12	C&Btr MG	18.32	14.06	12.95	11.93
2x6	C&Btr MG	17.20	13.20	12.16	11.20
2x12	C&Btr MG	20.02	15.36	14.15	13.03
CEDAR (Aromatic Red, rough)		BF: 1+	100+	500+	1000+
1"	Prem Gr	5.27	4.04	3.72	3.43
1"	No. 1 & Btr	5.05	3.88	3.57	3.29
2"	No.1&Btr	5.85	4.49	4.13	3.81
This cedar averages 5"-6" in width and 6'-8' in length.					
CEDAR (Northern White, rgh)		BF: 1+	100+	500+	1000+
1x4"-6"	FG	4.11	3.15	2.90	2.67
5/4x4"-6"	FG	4.13	3.17	2.92	2.69
2x6"	FG	4.15	3.18	2.93	2.70
1x8"	FG	4.82	3.70	3.40	3.14
2x8"	FG	4.86	3.73	3.44	3.16
Our Michigan cedar runs heavy to 8' in length, is rough sawn.					
CEDAR (Western Red, clear)		BF: 1+	100+	500+	1000+
1x6	S4S Clear A	15.27	11.72	10.79	9.94
1x6	S4S Clear A 16'+	16.99	13.04	12.01	11.06
5/4x6	S4S Clear A 16'+	17.95	13.78	12.69	11.69
2x6	S4S Clear A	16.23	12.46	11.48	10.57
2x6	S4S Clear A 16'+	16.66	12.79	11.78	10.85
2x6		15.91	12.21	11.25	10.36
CEDAR (Western Red, rgh)		BF: 1+	100+	500+	1000+
Great for outdoor applications.					
1x6	S1S KD Inland				
5/4x6	S4S GRN Decking				
2x4	S4S GRN STKnot				
2x6	S4S GRN STKnot				
4x4	S4S GRN Appr. Grd				
CYPRESS		BF: 1+	100+	500+	1000+
A good choice for outdoor furniture. Rough sawn.					
1x4"	Sel&Btr	4.28	3.28	3.02	2.79
1x6"	Sel&Btr	8.21	6.30	5.81	5.35
1x8"	Sel&Btr	8.21	6.30	5.81	5.35
1x10"	Sel&Btr	8.11	6.22	5.73	5.28
1x12"	Sel&Btr	8.43	6.47	5.96	5.49
1"	Pecky	10.32	7.92	7.30	6.72
5/4 x 6	Sel&Btr	8.43	6.47	5.96	5.49
5/4 x 8	Sel&Btr	8.54	6.55	6.03	5.56
5/4 x 12	Sel&Btr	9.03	6.93	6.38	5.88
2x6"	Sel&Btr	9.12	7.00	6.44	5.94
2x8"	Sel&Btr	9.31	7.14	6.58	6.06
2X10	Sel&Btr	9.50	7.29	6.72	6.19
2x12"	Sel&Btr	9.76	7.49	6.90	6.36
DOUGLAS FIR		BF: 1+	100+	500+	1000+
Harder than most softwoods. Finishes well.					
1x6	C&Btr Rough VG	13.07	10.03	9.24	8.51
1x6	C&Btr S4S MG	10.13	7.77	7.16	6.59
1x8	C&Btr S4S MG	9.46	7.26	6.69	6.16
1x12	C&Btr Rough VG	16.13	12.38	11.40	10.50
1x12	C&Btr S4S MG	9.25	7.10	6.54	6.02
2x6	C&Btr Rough VG	13.07	10.03	9.24	8.51

NORTHERN WHITE PINE		BF: 1+	100+	500+	1000+
1"	C Select, rough	7.78	5.97	5.50	5.07
1"	D Sel&Btr, rough	6.43	4.93	4.54	4.19
1-1/4"	D Sel&Btr, rough	6.77	5.20	4.79	4.41
1-1/2"	D Sel&Btr, rough	7.10	5.45	5.02	4.62
2"	D Sel&Btr, rough	7.85	6.02	5.55	5.11
NORTHERN WHITE PINE		BF: 1+	100+	500+	1000+
1"	FG, rough 13'&W	3.87	2.97	2.74	2.52
1"	FG, rough	3.20	2.46	2.26	2.09
1-1/4"	FG, rough	3.53	2.71	2.49	2.30
1-1/2"	FG, rough	3.59	2.76	2.54	2.34
2"	FG, rough	3.70	2.84	2.61	2.41
2-1/2"	FG, rough	3.98	3.05	2.81	2.59
3" x 12"	FG, rough	5.81	4.46	4.10	3.78
4"x4"	FG, rough 6'-16'	4.52	3.47	3.19	2.94
Best for early American style cabinets and furniture.					
NORTHERN WHITE PINE		BF: 1+	100+	500+	1000+
1"x6"	FG, rough, Std width	3.42	2.62	2.42	2.23
1"x8"	FG, rough, Std width	3.42	2.62	2.42	2.23
1"x10"	FG, rough, Std width	3.42	2.62	2.42	2.23
1"x12"	FG, rough, Std width	3.55	2.72	2.51	2.31
NORTHERN WHITE PINE, Prem		BF: 1+	100+	500+	1000+
1x6x5.5	Prem S4S Knty T&G	4.11	3.15	2.90	2.67
1x6x5.5	Prem S4S Knotty	4.15	3.18	2.93	2.70
1x8x7.25	Prem S4S Knotty	4.15	3.18	2.93	2.70
1x10x9.25	Prem S4S Knotty	3.70	2.84	2.61	2.41
1x12x11.25	Prem S4S Knotty	3.76	2.89	2.66	2.45
Very similar to #2 Ponderosa Pine.					
NORTHERN WHITE PINE, SG		BF: 1+	100+	500+	1000+
1x4x3.5	S4S Utity Grd	3.23	2.48	2.28	2.10
1x6x5.5	S4S Utity Grd	3.05	2.34	2.16	1.99
1x6x5.5	S4S Utity Grd T&G	3.12	2.39	2.20	2.03
1x8x7.25	S4S Utity Grd	3.55	2.72	2.51	2.31
1x10x9.25	S4S Utity Grd	3.33	2.56	2.36	2.17
1x12x11.25	S4S Utity Grd	3.33	2.56	2.36	2.17
Used where a coarser decorative appearance is desired.					
REDWOOD		BF: 1+	100+	500+	1000+
1x6	Clear Flat Grain				
1x8	Clear Flat Grain				
2x4	Clear Flat Grain				
2x6	Clear Flat Grain				
SITKA SPRUCE		BF: 1+	100+	500+	1000+
Favorite of boat builders. Vertical grain. 12'-20' lengths.					
A nearly clear grade, allowing minor defects. Rough sawn.					
1"	C&Btr RGH	19.07	14.64	13.48	12.42
2"	C&Btr RGH	19.78	15.18	13.98	12.88
SOUTHERN YELLOW PINE - rough		BF: 1+	100+	500+	1000+
1"x 4"	CSel	3.81	2.92	2.69	2.48
1"x 6"	CSel	4.90	3.76	3.47	3.19
1"x 6"	#2	2.67	2.05	1.88	1.74
1"x 8"	CSel	4.73	3.63	3.34	3.08
1"x10"	CSel	4.58	3.51	3.24	2.98
1"x12"	CSel	5.38	4.13	3.80	3.50
1-1/4"x12"	CSel	5.07	3.89	3.59	3.30
1-3/4"x12"	CSel	5.10	3.91	3.60	3.32
5/4x6"	CSel	4.19	3.22	2.96	2.73
5/4x8"	CSel	4.24	3.25	2.99	2.76

IMPORTED Hardwood Decking

Known world-wide as the toughest,
most durable decking material

We offer a wide range of outdoor solid wood options, from Western Red Cedar and thermally modified Yellow Pine to imported exotics like Ipe', Cumaru, Garapa, Massaranduba, and Tigerwood.

Do you have a growing list of projects such as decking, fencing, siding, and outdoor furniture? You'll find our prices very competitive with WPC and environmentally superior to chemically treated pine. Feel free to call us or come in. We'll show you greener options.

JOB-LOT QUANTITIES



All accessories are available in job-lot quantities. Accessories include:

Anchorseal® End Sealer

Penofin Bronze Label Sealer

EB-TY® Hidden Fastener System

Ecovantage Perfik Fasteners & Screws

CUMARU 1-500 LF 500-1000 LF

1x4	3/4x3-1/2	CALL FOR PRICING	
1x6	3/4x5 1/2	6.27	5.32
5/4x6	1x5 1/2	7.51	6.37
2x2	1 1/2 x 1 1/2	CALL FOR PRICING	
2x4	1 1/2 x 3 1/2	CALL FOR PRICING	

GARAPA 1-500 LF 500-1000 LF

1x6	3/4x5 1/2	5.23	4.44
5/4x6	1x5 1/2	7.06	5.99

IPE' 1-500 LF 500-1000 LF

Ask about special pricing on shorts 3' - 6'

1x4	E4E 3/4x3 1/2	3.71	3.15
1x4	T&G 3/4x3	6.14	5.21
1x6	3/4x5 1/2	7.92	6.72
1x8	3/4x7 1/4	8.61	7.31
1x10	3/4x9 1/4	13.20	11.20
5/4x4	1x3 1/2	7.43	6.30
5/4x6	1x5 1/2	9.04	7.67
5/4x6	Ebty Pregrooved	9.27	7.87
5/4x8	1x7 1/4	15.68	13.30
5/4x12	1x11 1/4	15.43	13.09
2x2	1 1/2 x 1 1/2	4.46	3.78
2x4	1 1/2 x 3 1/2	14.52	12.32
2x6	1 1/2 x 5 1/2	21.15	17.95
2x8	1 1/2 x 7 1/4	24.42	20.72
4x4	3 1/2 x 3 1/2	26.40	22.40

MASSARANDUBA 1-500 LF 500-1000 LF

1x4	E4E 3/4x3 1/2	CALL FOR PRICING	
1x6	3/4x5 1/2	4.24	3.60
5/4x4	1x3 1/2	CALL FOR PRICING	
5/4x6	1x5 1/2	4.79	4.06

TIGERWOOD 1-500 LF 500-1000 LF

1 X 6	3/4 X 5-1/2	CALL FOR PRICING	
5/4 X 6	1 X 5-1/2	6.44	5.46

PLEASE NOTE:
Prices are subject to change without notice.



Eb-ty Deck Fastening System

For Wood Decks only. Provides consistent spacing and uniform height. Finished deck has a clean, fastener-free surface. Holds boards securely while maintaining flexibility for seasonal contraction/expansion.



Item #	Eb-ty Fasteners	Price
EB14WD175	3/4" - 1-1/4" Boards @ 1/4 Spacing	132.78

Marine Lumber & Ply

IF YOU CAN'T FIND IT... CHANCES ARE WE CAN



ASH		BF: 1+	100+	500+	1000+
1"	Sel&Btr	4.56	3.50	3.22	2.97
1"	Sel&Btr Qtr Sawn	5.81	4.46	4.10	3.78
1"	No.1 Com	3.01	2.31	2.13	1.96
1-1/4"	Sel&Btr	4.88	3.75	3.45	3.18
1-1/2"	Sel&Btr	5.50	4.22	3.89	3.58
2"	Sel&Btr	5.85	4.49	4.13	3.81
2-1/2"	Sel&Btr	6.67	5.12	4.71	4.34
3"	Sel&Btr	7.42	5.69	5.24	4.83
4"	Sel&Btr	9.80	7.52	6.93	6.38
	Bat Blanks	17.50			
WHITE OAK		BF: 1+	100+	500+	1000+
15/16"	Sel&Btr 6-7'	7.59	5.82	5.37	4.94
1"	Sel&Btr 7'-8'	9.55	7.33	6.75	6.22
1"	Sel&Btr 9-10'	9.65	7.41	6.82	6.29
1"	Sel&Btr 11-12'	9.80	7.52	6.93	6.38
1"	Sel&Btr 13-14'	10.06	7.72	7.11	6.55
1"	Sel&Btr 15-16'	10.28	7.89	7.27	6.69
1"	Sel&Btr 10&wdr	11.07	8.50	7.83	7.21
1"	No.1 Com	4.04	3.10	2.86	2.63
1"	Rustic	4.52	3.47	3.19	2.94
1-1/4"	Sel&Btr	10.99	8.43	7.77	7.15
1-1/2"	Sel&Btr	11.07	8.50	7.83	7.21
2"	Sel&Btr	15.31	11.75	10.82	9.97
2-1/2"	Sel&Btr	19.82	15.21	14.01	12.91
3"	Sel&Btr	20.32	15.59	14.36	13.23

SOFTWOOD		Quantity in board feet			
CEDAR (Western Red, clear)		BF: 1+	100+	500+	1000+
1x6	S4S Clear A	15.27	11.72	10.79	9.94
1x6	S4S Clear A 16'+	16.99	13.04	12.01	11.06
5/4x6	S4S Clear A 16'+	17.95	13.78	12.69	11.69
2x6	S4S Clear A	16.23	12.46	11.48	10.57
2x6	S4S Clear A 16'+	16.66	12.79	11.78	10.85
2x6		15.91	12.21	11.25	10.36
CEDAR (Western Red, rgh)		BF: 1+	100+	500+	1000+

Great for outdoor applications.

1x6	S1S KD Inland				
5/4x6	S4S GRN Decking				Please call for current price and availability
2x4	S4S GRN STKnot				
2x6	S4S GRN STKnot				
4x4	S4S GRN Appr. Grd				

CYPRESS		BF: 1+	100+	500+	1000+
---------	--	--------	------	------	-------

A good choice for outdoor furniture. Rough sawn.

1x6"		7.89	6.06	5.58	5.14
1x8"	Sel&Btr	7.87	6.04	5.56	5.12
1x10"	Sel&Btr	7.93	6.09	5.61	5.17
1x12"	Sel&Btr	8.34	6.40	5.90	5.43
1"	Pecky	10.32	7.92	7.30	6.72
5/4 x 6	Sel&Btr	8.43	6.47	5.96	5.49
5/4 x 8	Sel&Btr	8.54	6.55	6.03	5.56
5/4 x 12	Sel&Btr	9.03	6.93	6.38	5.88
2x6"	Sel&Btr	9.12	7.00	6.44	5.94
2x8"	Sel&Btr	9.31	7.14	6.58	6.06
2X10	Sel&Btr	9.50	7.29	6.72	6.19
2x12"	Sel&Btr	9.76	7.49	6.90	6.36

DOUGLAS FIR		BF: 1+	100+	500+	1000+
-------------	--	--------	------	------	-------

Harder than most softwoods. Finishes well.

1x6	C&Btr Rough VG	9.68	7.43	6.84	6.30
1x6	C&Btr S4S MG	8.28	6.35	5.85	5.39
1x8	C&Btr S4S MG	9.46	7.26	6.69	6.16
1x12	C&Btr Rough VG	14.19	10.89	10.03	9.24
1x12	C&Btr S4S MG	12.36	9.49	8.74	8.05
2x6	C&Btr Rough VG	10.11	7.76	7.14	6.58

SITKA SPRUCE		BF: 1+	100+	500+	1000+
Favorite of boat builders. Vertical grain. 12'-20' lengths.					
A nearly clear grade, allowing minor defects. Rough sawn.					
1"	C&Btr RGH	16.34	12.54	11.55	10.64
2"	C&Btr RGH	16.45	12.62	11.63	10.71
MAHOGAN Y - African		1+ BF	100+ BF	500+ BF	1000+ BF
1"	FAS Ribbon	8.94	6.86	6.32	5.82
1"	FAS Flat Sawn	8.94	6.86	6.32	5.82
1-1/4"	FAS Ribbon	9.20	7.06	6.51	5.99
1-1/4"	FAS Flat Sawn	9.20	7.06	6.51	5.99
1-1/2"	FAS Ribbon	9.29	7.13	6.57	6.05
1-1/2"	FAS Flat Sawn	9.29	7.13	6.57	6.05
2"	FAS Ribbon	9.35	7.18	6.61	6.09
2"	FAS Flat Sawn	9.35	7.18	6.61	6.09
2-1/2"	FAS Flat Sawn	9.55	7.33	6.75	6.22
3"	FAS Ribbon	9.78	7.51	6.92	6.37
3"	FAS Flat Sawn	9.78	7.51	6.92	6.37
MAHOGAN Y - Genuine[S.Am]		1+	100+	500+	1000+
1"	FAS 6' - 7' *	15.59	11.96	11.02	10.15
1"	FAS*	15.91	12.21	11.25	10.36
1-1/4"	FAS*	16.04	12.31	11.34	10.44
1-1/2"	FAS*	16.23	12.46	11.48	10.57
2"	FAS*	16.30	12.51	11.52	10.61
2-1/2"	FAS*	16.38	12.57	11.58	10.67
3"	FAS*	16.45	12.62	11.63	10.71

* Rich Golden Brown in color.

MERANTI - Dark Red		1+	100+	500+	1000+
1"	Dark Red	9.95	7.64	7.04	6.48
1-1/4"	Dark Red	10.41	7.99	7.36	6.78
1-1/2"	Dark Red	10.41	7.99	7.36	6.78
2"	Dark Red	10.58	8.12	7.48	6.89
SAPELE [W. Africa]		1+	100+	500+	1000+
1"	Prime Qtr. Sawn*	9.20	7.06	6.51	5.99
1"	Prime Flat Sawn*	8.88	6.81	6.28	5.78
1 1/4"	Prime Qtr. Sawn*	9.27	7.11	6.55	6.03
1 1/4"	Prime Flat Sawn*	8.92	6.85	6.31	5.81
1 1/2"	Prime Qtr. Sawn*	9.29	7.13	6.57	6.05
1 1/2"	Prime Flat Sawn*	9.01	6.91	6.37	5.87
2"	Prime Qtr. Sawn*	9.33	7.16	6.60	6.08
2"	Prime Flat Sawn*	9.44	7.24	6.67	6.15
* Reddish Brown in color.					
TEAK [Burma/Indonesia]		1+	100+	500+	1000+
1"	FEQ B 5", 3'-5.5'	59.08	45.34	41.77	38.47
1"	FEQ B 5"+, 6'-9.5'	64.16	49.24	45.36	41.78
1"	FEQ B 5+, 10'+	66.33	50.90	46.89	43.19
1"	FEQ B 9"+, 6'-9'	67.30	51.65	47.58	43.82
1-1/4"	FEQ B 5"+, 3'-5.5'	60.20	46.20	42.56	39.20
1-1/4"	FEQ B 5"+, 6'-9.5'	65.25	50.08	46.13	42.49
1-1/2"	FEQ B 5"+, 6'-9.5'	66.87	51.32	47.27	43.54
2"	FEQ B 5"+, 3'-5.5'	62.35	47.85	44.08	40.60
2"	FEQ B 5"+, 6'-9.5'	66.97	51.40	47.35	43.61
* 6-1/2' to 9-1/2' lengths. Tawny Yellow to Dark Brown.					

MARINE PLYWOOD TWO TOP GRADE FACES, COMMONLY GRADED A-A

ITEM #	4 x 8 MARINE PLYWOOD - HYDROTEK	1-3 PCS	4-6 PCS	7-9 PCS	10+ PCS
PLYMMH4MM1/8HYD	1/8" 4mm 3Ply BS-1088	72.52	70.07	67.62	62.72
PLYMMH6MM1/4HYD	1/4" 6mm 5Ply BS-1088	85.84	82.94	80.04	75.40
PLYMMH9MM3/8HYD	3/8" 9mm 7Ply BS-1088	118.40	114.40	110.40	104.00
PLYMMH12MM1/2HY	1/2" 12mm 9Ply BS-1088	150.37	145.29	140.21	130.05
PLYMMH18MM3/4HY	3/4" 18mm 13Ply BS-1088	224.96	217.36	209.76	197.60
ITEM #	4 x 8 MARINE PLYWOOD - OKOUME	1-3 PCS	4-6 PCS	7-9 PCS	10+ PCS
PLYMMP1/8-3M	1/8" 3mm 3Ply BS-6566	86.80	82.88	78.96	75.60
PLYMMP1/8-4MM	1/8" 4mm 3Ply BS-1088 Lloyds	84.10	80.62	78.30	73.66
PLYMMP1/4-6MM	1/4" 6mm 5Ply BS-1088 Lloyds	112.97	108.23	103.49	97.96
PLYMMP3/8-9MM	3/8" 9mm 5Ply BS-1088 Lloyds	146.16	141.09	136.01	130.94
PLYMMP1/2-12MM	1/2" 12mm 7Ply BS-1088 Lloyds	185.85	180.54	175.23	169.92
PLYMMP5/8-15MM	5/8" 15mm 4x8 Marine Premium Okoume BS-1088	213.12	205.72	198.32	190.92
PLYMMP3/4-18MM	3/4" 18mm 9Ply BS-1088 Lloyds	264.55	255.43	246.31	237.19
ITEM #	4 x 10 MARINE PLYWOOD - OKOUME	1-3 PCS	4-6 PCS	7-9 PCS	10+ PCS
PLYMMP1/4-4X10	1/4" 6mm 5Ply BS-1088 Lloyds	176.00	170.50	165.00	159.50
PLYMMP3/8-4X10	3/8" 9mm 7Ply BS-1088 Lloyds	200.00	193.75	187.50	181.25
ITEM #	4 x 8 MARINE PLYWOOD - SAPELE	1-3 PCS	4-6 PCS	7-9 PCS	10+ PCS
PLYSMP1/4A4MAR	1/4" A4 Marine Type-1 Ribbon	110.05	106.50	102.95	95.85
PLYSMP1/2A1MAR	1/2" A1 Marine Type-1 Ribbon	226.30	219.00	211.70	197.10
PLYSMP3/4A1MAR	3/4" A1 Marine Type-1 Ribbon	289.85	280.50	271.15	252.45



SYSTEM THREE EPOXY

Superior adhesion, resiliency, and moisture resistance unlikely to crack, split or delaminate. System Three Epoxy has an indefinite shelf life and is D.O.T. classified as non-flammable.

Please call for pricing.
800-292-5937,

Domestic & Imported Plywood

THE POWER OF PLY...
STRENGTH & TRUST COMBINED



**SUPPLYING
HARDWOOD
PLY COAST
TO COAST**

PLEASE NOTE

Prices are subject to change without notice.

PRICING

Plywood prices listed are per sheet. 1 thru 10pc pricing may be obtained by mixing thicknesses and specie.

DIMENSIONS

4'x8' sheets are in stock. Other sheet sizes available by special order with minimum quantity requirement. *Call for details 800.292.5937.*

Thickness: 1/8", 1/4", 1/2", and 3/4" in stock. Other thicknesses available by special order. *Call for more details 800.292.5937.*

QUALITY ASSURANCE

Our European Birch Plywood is produced by a quality controlled process using a superior glue bond coupled with a multi-ply design, giving the plywood superior strength, rigidity and dimensional stability. The foreign grading system uses alpha designations to refer to the quality of the plywood (B(S), BB, CP, L, and C) with B(S) being the best. The first set of letters refers to the face. The second set refers to the back.

ITEM #	4 x 8 - ALDER	1-3 PCS	4-6 PCS	7-9 PCS	10+ PCS
PLYAL1/4A4	1/4" Alder Ply Interior PS A-4	111.60	107.88	104.16	100.44
PLYAL3/4A1	3/4" Alder Plywood Interior PS A-1	183.00	176.90	170.80	164.70
ITEM #	4 x 8 - ASH	1-3 PCS	4-6 PCS	7-9 PCS	10+ PCS
PLYWA3/4RD2	3/4" 4X8 Ash Natural Rot A-1	115.00	106.15	98.57	92.00
ITEM #	BENDING PLYWOOD	1-3 PCS	4-6 PCS	7-9 PCS	10+ PCS
PLYPO1/8AB/BB	1/8" 3mm Poplar Lite/Ply Bendable	55.80	54.00	52.20	48.24
PLYLU3/8BarBend	3/8" Lauan Ply Barrel Bend	66.81	64.47	62.14	59.33
PLYU3/8BendingC	3/8" Lauan Ply Column Bend	60.20	58.05	55.90	53.75
ITEM #	4 x 8 - BIRCH - NATURAL	1-3 PCS	4-6 PCS	7-9 PCS	10+ PCS
PLYB1/8R11	1/8" Birch Plywood Rot. A-4	40.55	38.96	37.63	35.78
PLYB1/4R4DOMTC	1/4" Birch Plywood Domestic WP A-4	53.54	51.62	49.71	47.80
PLYB1/2R2	1/2" Birch Plywood WP B-2	72.50	70.00	68.00	63.50
PLYB3/4R2	3/4" Birch Plywood Rot.WP B-2	90.63	87.50	85.00	81.88
ITEM #	4 x 8 - BIRCH - BALTIC	1-3 PCS	4-6 PCS	7-9 PCS	10+ PCS
PLYRB1/4BBB	1/4" 6mm 4X8 Russian Birch B/BB	CALL FOR PRICING			
PLYRB1/2BBB	1/2" 12mm 4X8 Russian Birch B/BB	89.00	86.80	83.70	79.36
PLYRB1/2BBBB4x8	1/2" 12mm 4x8 Russian Birch 9ply BB/BB	78.00	75.40	72.80	67.60
PLYRB3/4BB	3/4" 18mm 4x8 Russian Birch 13ply B/BB	123.25	115.60	111.35	107.10
PLYRB3/4BBBB4x8	3/4" 18mm 4x8 Russian Birch 13ply BB/BB	96.43	93.10	89.78	86.45
PLYRB3/4FILM	3/4"18mm Russian Birch W/Film Face	CALL FOR PRICING			
ITEM #	5 x 5 - BIRCH - BALTIC	1-3 PCS	4-6 PCS	7-9 PCS	10+ PCS
PLYRB1/8B/BB	1/8" 3mm 5x5 Russian Birch 3ply B/BB	20.10	19.43	18.76	17.42
PLYRB1/4B/BB	1/4" 6mm 5x5 Russian Birch 5ply BB/BB	30.75	29.73	28.70	26.65
PLYRB1/4BB/BB	1/4" 6mm 5x5 Russian Birch 5ply BB/BB	30.00	29.00	28.00	26.00
PLYRB3/8B/BB	3/8" 9mm 5x5 Russian Birch 7ply B/BB	51.00	49.30	47.60	44.20
PLYRB1/2B/BB	1/2"12mm 5X5 Russian Birch 9ply B/BB	58.87	55.30	52.14	48.67
PLYRB1/2BB/BB	1/2"12mm 5x5 Russian Birch 9ply BB/BB	43.50	42.05	40.60	37.70
PLYRB5/8BB/BB	5/8"15mm 5x5 Russian Birch 11ply BB/BB	60.90	58.80	56.70	54.60
PLYRB3/4B/BB	3/4" 18mm 5x5 Russian Birch 13ply B/BB	78.30	75.60	72.90	70.20
PLYRB3/4BB/BB	3/4"18mm 5x5 Russian Birch 13ply BB/BB	69.60	67.20	64.80	62.40
PLYRB1BB/BB	1" 25mm 5x5 Russian Birch 17ply BB/BB	117.00	113.10	109.20	106.60
ITEM #	4 x 8 - BIRCH - IMPORTED	1-3 PCS	4-6 PCS	7-9 PCS	10+ PCS
PLYB1/4A4	1/4" 4X8 5.2mm White Birch Ply WP A-4 Import	CALL FOR PRICING			
PLYB1/2C2	1/2" 4X8 12mm White Birch Ply C-2 Import	CALL FOR PRICING			
PLYB3/4C2	3/4" 4x8 18mm White Birch Ply C-2 Import	CALL FOR PRICING			
ITEM #	4 x 8 - CEDAR - SPANISH	1-3 PCS	4-6 PCS	7-9 PCS	10+ PCS
PLYSC1/4B3	1/4" Spanish Cedar Plywood PS A-4	121.24	117.15	113.05	104.86
PLYSC3/4A1PS	3/4" Spanish Cedar Plywood PS A-1	222.00	214.60	207.20	199.80
ITEM #	4 x 8 - CHERRY - NO SAP	1-3 PCS	4-6 PCS	7-9 PCS	10+ PCS
PLYCH1/4PS4	1/4" Cherry Plywood PS A-4	91.50	89.06	84.79	79.30
PLYCH1/4MDF A1	1/4" Cherry MDF Core PS 2-Side A1	111.00	107.25	103.50	95.25
PLYCH1/4PS2	1/4" Cherry Plywood PS 2-Sides	85.12	82.32	79.52	75.60
PLYCH1/2A1	1/2" Cherry Plywood PS 2-Sides	108.68	104.88	101.08	95.00
PLYCH3/4PSCFCA1	3/4" Cherry Plywood PS A-1	160.50	155.15	149.80	139.10
ITEM #	4 x 8 - DOUGLAS FIR - INTERIOR GRADE	1-3 PCS	4-6 PCS	7-9 PCS	10+ PCS
PLYDF1/4A4VG	1/4" Douglas Fir Vertical Grain A-4	151.13	146.25	141.38	131.63
PLYDF3/4A1VGCFC	3/4" Douglas Fir Vertical Grain A-1	217.50	210.25	203.00	195.75
ITEM #	4 x 8 - HICKORY	1-3 PCS	4-6 PCS	7-9 PCS	10+ PCS
PLYHY1/4PS3	1/4" Hickory Plywood PS A-4	85.55	82.60	79.65	76.70
PLYHY3/4PSA1	3/4" Hickory Plywood PS A-1	152.88	147.68	142.48	137.28
PLYHY1/4PS1MDF	1/4" Hickory Plywood PS A1 MDF-Core	109.48	105.70	101.93	98.15
PLYHY1/4RUSTIC	1/4"Hickory Plywood Rustic 2-Side MDF-Core	81.20	78.40	75.60	72.80
PLYHY3/4RUSTIC	3/4"Hickory Plywood Rustic 2-Side MDF-Core	120.54	116.44	112.34	108.24
ITEM #	4 x 8 - HARD MAPLE - WHITE	1-3 PCS	4-6 PCS	7-9 PCS	10+ PCS
PLYHM1/4A4WHITE	1/4" Hard Maple A4 White	51.80	50.05	48.30	45.50
PLYHM3/4A1WHITE	3/4" Hard Maple White ROT WP A-1	117.00	113.10	109.20	105.30
PLYHM3/4WPF C2CFCUV1	3/4" H Maple Wht ROT WPF C2 CFC-Core UV-1-Side	124.70	120.40	116.10	111.80
PLYHM3/4WPF C2CFCUV2	3/4" H Maple Wht ROT WPF C2 CFC-Core UV-2-SID	129.05	124.60	120.15	115.70



ITEM #	4 x 8 - HARD MAPLE - NATURAL	1-3 PCS	4-6 PCS	7-9 PCS	10+ PCS
PLYHM1/4MDFB1	1/4" Hard Maple MDF-Core 2-Sides B-1	74.00	71.50	69.00	63.50
PLYHM1/4B4ROTSPL	1/4" Hard Maple VC ROT B-4	47.19	45.87	44.88	41.91
PLYHM1/4C3UV1	1/4" Hard Maple C3 VC2 UV-Coated 1-Side	66.65	64.50	62.35	58.05
PLYHM1/2R2	1/2" Hard Maple ROT WP B-2	92.80	89.60	87.04	81.28
PLYHM1/2C2UV	1/2" Hard Maple C2 VC2 UV-Coated 2-Sides	97.50	94.25	91.00	84.50
PLYHM1/2WFFC2UV1	1/2" Hard Maple C2 VC2 UV-Coated 1-Side	87.00	84.00	81.00	78.00
PLYHM3/4R2	3/4" Hard Maple Plywood ROT WP B-2	94.25	91.00	88.40	82.55
PLYHM3/4A1NAT	3/4" Hard Maple A1 Natural	125.25	121.08	116.90	112.73
PLYHM3/4C2UV	3/4" Hard Maple C2 VC2 UV-Coated 2-Sides	130.13	127.40	121.33	118.30
PLYHM3/4B1IMP	3/4" Hard Maple Plywood ROT B-1 Import	76.85	74.20	72.08	67.31
ITEM #	4 x 8 - HARDBOARD	1-3 PCS	4-6 PCS	7-9 PCS	10+ PCS
PLYHB1/8T	1/8" Tempered Hardboard	22.50	21.75	21.00	19.50
PLYHB1/4T	1/4" Tempered Hardboard	30.00	29.00	28.00	26.00
PLYHDF3/4UC	3/4" HDF *Ultra-Core* Overlay	88.20	86.94	85.05	81.90
ITEM #	4 x 8 - KHAYA - MAHOGANY	1-3 PCS	4-6 PCS	7-9 PCS	10+ PCS
PLYAM1/4A4	1/4" African Mahogany Khaya PS A-4	62.63	60.54	58.45	56.36
PLYAM1/2PSA1	1/2" African Mahogany Khaya PS A-1	150.00	145.00	140.00	135.00
PLYAM3/4A1	3/4" African Mahogany Khaya PS A-1	160.50	155.15	149.80	144.45
ITEM #	4 x 8 - MDF - ULTRA LITE BOARD	1-3 PCS	4-6 PCS	7-9 PCS	10+ PCS
PLYMDF1/4UL	1/4" 4x8 MDF *Ultra-lite* Solidcore	28.00	27.60	27.00	26.00
PLYMDF1/2UL	1/2" 4x8 MDF *Ultra-lite* Solidcore	44.80	44.16	43.20	41.60
PLYMDF3/4UL	3/4" MDF *Ultra-Lite* Solidcore	61.95	61.07	59.74	57.53
ITEM #	4 x 8 - MELAMINE	1-3 PCS	4-6 PCS	7-9 PCS	10+ PCS
PLYML3/4A2WHT	3/4" Melamine Particle Core White 2-Side	54.29	52.48	50.67	47.05
ITEM #	4 x 8 - PINE - WHITE, KNOTTY	1-3 PCS	4-6 PCS	7-9 PCS	10+ PCS
PLYPI1/4PS3	1/4" Knotty White Pine PS A-4 Furn Grd	85.50	83.22	80.94	76.95
PLYPI3/4PS2	3/4" Knotty White Pine PS A-1 Furn Grd	174.00	168.20	162.40	150.80
ITEM #	4 x 8 - RED OAK	1-3 PCS	4-6 PCS	7-9 PCS	10+ PCS
PLYRO1/8R3	1/8" Red Oak Plywood PS A-4 Imported	32.25	31.18	30.10	27.95
PLYRO1/4MDF A1	1/4" Red Oak MDF Core 2-Side A1 PS-Face ROT-Bk	76.96	74.36	71.76	66.04
PLYRO1/4A2	1/4" 4x8 Red Oak Plywood A-2 Rot WP Domestic	57.00	55.10	53.20	49.40
PLYRO1/2R2	1/2" Red Oak Plywood Rot WP B-2	84.00	81.20	78.40	72.80
PLYRO1/2PSA1	1/2" Red Oak Plywood PS A-1 Good 2 Sides	112.80	109.04	105.28	101.52
PLYRO3/4PSA1	3/4" Red Oak Plywood PS A-1 Good 2 Sides	112.50	108.75	105.00	97.50
PLYRO3/4ROTB2	3/4" Red Oak Plywood ROT WP B-2	100.45	97.05	91.66	88.00
ITEM #	4 x 8 - RED OAK - QTR SAWN / RIFT	1-3 PCS	4-6 PCS	7-9 PCS	10+ PCS
PLYRO1/4QTR A4	1/4" Red Oak Plywood Qtr Sawn 1 Side A-4	96.10	91.76	88.66	85.56
PLYRO1/2QTR/RFT	1/2" Red Oak Plywood Qtr.Sawn/Rift 1 Side	166.63	159.10	153.73	148.35
PLYRO3/4QTRPS2	3/4" Red Oak Plywood Qtr Sawn/Rift 1 Side	149.96	142.60	136.16	128.80
ITEM #	4 x 8 - UV COATED PLYWOOD	1-3 PCS	4-6 PCS	7-9 PCS	10+ PCS
PLYB15.2UV1C2	1/4" 5.2mm White Birch UV Coated-1-Side C-2	30.23	29.25	28.28	26.33
PLYB12UV1C2	1/2" 12mm White Birch UV Coated-1-Side C-2 Import	57.32	55.40	53.49	49.67
PLYB12UV2C2	1/2" 12mm White Birch UV Coated-2-Sides C2 Import	57.35	55.50	53.65	49.95
PLYB18UV2C2	3/4" 18mm White Birch UV Coated-2-Sides C2 Import	74.40	72.00	69.60	64.80
PLYHM1/2C2UV	1/2" Hard Maple Plywood C-2 UV Coated-2-Sides	97.50	94.25	91.00	84.50
PLYHM3/4C2UV	3/4" Hard Maple Plywood C-2 UV Coated-2-Sides	130.13	127.40	121.33	118.30
ITEM #	4 x 8 - WALNUT - PLAIN SLICED	1-3 PCS	4-6 PCS	7-9 PCS	10+ PCS
PLYWL1/4PSA4MDF	1/4" Walnut Plywood PS A-4 MDF Core	111.38	108.00	104.63	97.88
PLYWL1/4PSA1MDF	1/4" Walnut Plywood PS A-1 MDF Core	118.80	115.20	111.60	104.40
PLYWL1/2PS2	1/2" Walnut Plywood PS-2 MDF A1	181.35	173.16	167.31	154.44
PLYWL3/4PSA1CFC	3/4" Walnut Plywood PS A-1	195.30	186.48	180.18	166.32
ITEM #	4 x 8 - WHITE OAK - PLAIN SLICED	1-3 PCS	4-6 PCS	7-9 PCS	10+ PCS
PLYWO1/4A4	1/4" White Oak Ply PS A4	109.50	105.85	102.20	94.90
PLYWO1/4A1MDF	1/4" White Oak PS A1 MDF Core	133.50	129.05	124.60	115.70
PLYWO3/4PSA1	3/4" 4x8 White Oak Ply PS A1	159.00	153.70	148.40	137.80
ITEM #	4 x 8 - WHITE OAK - QTR SAWN / RIFT	1-3 PCS	4-6 PCS	7-9 PCS	10+ PCS
PLYWO1/4QTRSWN	1/4" White Oak Ply Qtr Sawn 1 Side A4	120.70	117.15	113.60	106.50
PLYWO3/4QTRSWN	3/4" White Oak Qtr Sawn 1 Side Rift 1 Side A1	159.74	151.90	145.04	137.20



Domestic & Import Plywood

BUNK QUANTITIES



800 292 5937
TEXT or Call for pricing.

We offer plywood in bunk quantities with prices that won't break the bank. Ideal for just about any commercial or residential projects. Call for bunk piece count per item number.

ITEM #	4 x 8 - BIRCH (Domestic)	/PC
PPLYBI1/4R4DOMTC	PKG 1/4" 4x8 Birch Plywood Rotary WP A-4	CALL FOR PRICING
PPLYBI1/2R2	PKG 1/2" 4x8 Natural Birch Plywood Rot.WP B-2	
PPLYBI3/4C2	PKG 3/4" 18mm 4X8 White Birch Plywood C-2 Import	
PPLYBI3/4WPFB2	PKG 3/4" 4X8 Natural Birch Plywood Rotary WPF B2	

ITEM #	5 X 5 BIRCH - Baltic	/PC
PPLYRB1/8BB/BB	PKG 1/8" 3mm 5x5 Birch 3ply BB/BB	CALL FOR PRICING
PPLYRB1/4BB/BB	PKG 1/4" 6mm 5X5 Birch 5ply BB/BB 65pcs	
PPLYRB3/8BB/BB	PKG 3/8 9mm 5X5 Birch 11ply BB/BB 44pc	
PPLYRB1/2BB/BB	PKG 1/2" 12mm 5X5 Birch 9ply BB/BB 33pcs	
PPLYRB1/2BBBB4x8	PKG 1/2" 12mm 4x8 Birch 9ply BB/BB 33pcs	
PPLYRB5/8BB/BB	PKG 5/8"15mm 5x5 Birch 11ply BB/BB 26pcs	
PPLYRB3/4BB/BB	PKG 3/4 18mm 5X5 Birch 13ply BB/BB 22pcs	
PPLYRB3/4BB/BB4x8	PKG 3/4" 18mm 4x8 Birch 13ply BB/BB 22pcs	
PPLYRB1BB/BB	PKG 1" 25mm 5x5 Birch BB/BB 16pcs	

ITEM #	4 x 8 - BIRCH - UV COATED (Import Title VI)	/PC
PPLYBI5.2UV1C2	PKG 1/4" 5.2mm 4x8 Wht Birch UV-Coated 1-Side VC C-2	CALL FOR PRICING
PPLYBI12UV1C2	PKG 1/2 12mm 4X8 Wht Birch UV Coated 1-sides VC C-2	
PPLYBI12UV2C2	PKG 1/2 12mm 4X8 Wht Birch UV Coated 2-sides VC C-2	
PPLYBI18UV2C2	PKG 3/4 18mm 4X8 Wht Birch UV-Coated 2-sides VC C-2	

ITEM #	4 x 8 - CHERRY (Domestic)	/PC
PPLYCH3/4PSA1	PKG 3/4" 4x8 Cherry Plywood PS A1 CFC	CALL FOR PRICING

ITEM #	4 x 8 - HARD MAPLE (Domestic)	/PC
PPLYHM1/4A4ROTWHT	PKG 1/4" H Maple Wht Rotary A-4 VC	CALL FOR PRICING
PPLYHM1/2WPF2C2UV1	PKG 1/2" H Maple 85%Wht Rotary WPF C2 VC UV-1Side	
PPLYHM1/2WPF2C2UV2	PKG 1/2" H Maple 85%Wht Rotary WPF C2 VC UV-2Sides	
PPLYHM3/4WPFB2	PKG 3/4" Nat Maple Rotary WPF B2	
PPLYHM3/4WPF2C2UV2	PKG 3/4" H Maple 85%Wht Rotary WPF C2 VC UV-2Sides	
PPLYHM3/4WPF2C2CFCUV1	PKG 3/4" H Maple Wht Rotary WPF C2 CFC-Core UV-1Side	

ITEM #	4 x 8 - RED OAK (Domestic)	/PC
PPLYRO1/4ROTWPA2	PKG 1/4" 4X8 Red Oak Rotary WPF A2	CALL FOR PRICING
PPLYRO1/2R2	PKG 1/2" 4x8 Red Oak Rot WP B-2	
PPLYRO3/4ROTB2	PKG 3/4" 4X8 Red Oak Rotary WPF B2	

Custom Panels

AVAILABLE IN 55 SPECIES

**SUPER-SIZED
EDGE-GLUED PANELS
MADE -TO-ORDER**


**UP TO 42" IN WIDTH AND 16' IN
LENGTH**

We manufacture custom edge-glued butcher-block panels made from random-width lumber. To provide you with the finest possible product, each board is precisely glued and dimensioned to your specifications with exacting attention given to grain, figure, and color matching. Furthermore, each panel has sufficient overlength to best accommodate your needs.


BUY IN BULK AND SAVE

Order custom solid wood edge-glued panels for your commercial projects. We have the state-of-the-art equipment to produce large volume orders with several days' notice.


This custom-made Hard Maple edge-glued panel measures 1-1/2 x 38" x 72" and is just one of many we have made for customers.



Walnut



Cherry and Hard Maple

VISIT theworkbench.com  CALL 800-292-5937

READY-MADE IN-STOCK BUTCHER BLOCK TOPS

THE MOST
BEAUTIFUL
HARD WEARING
TOPS YOU'LL
EVER FIND

WORKBENCH
TOPS

From the Wood Welded Companies of Bally Block, these remarkable panels are laminated edge-grain northern hard rock maple finished with Durakryl 102®, a non-toxic coating resistant to alcohol, bleach, paint thinner, and most other solvents. These tops have one of the strongest, most durable flat surfaces you can find.

PLEASE NOTE:

Prices are subject to change without notice

Maple 25" COUNTER TOPS (square edges)		
ACA01825	18 x 25 x 1-1/2	\$96.00
ACA02425	24 x 25 x 1-1/2	\$111.00
ACA03025	30 X 25 X 1-1/2	\$136.00
ACA03625	36 x 25 x 1-1/2	\$159.00
ACA04825	48 x 25 x 1-1/2	\$217.00
ACA06025	60 x 25 x 1-1/2	\$265.00
ACA07225	72 x 25 x 1-1/2	\$319.00
ACA08425	84 x 25 x 1-1/2	\$376.00
ACA09625	96 x 25 x 1-1/2	\$452.00
ACA12025	120 x 25 x 1-1/2	\$599.00
ACA14425	144 x 25 x 1-1/2	\$847.00
Cherry 25" COUNTER TOPS (square edges)		
CCA07225	72 x 25 x 1-1/2	\$512.00
CCA09625	96 x 25 x 1-1/2	\$728.00
Walnut 25" COUNTER TOPS (square edges)		
WCA07225	72 x 25 x 1-1/2	\$813.00
WCA06025	96 x 25 x 1-1/2	\$1,081.00
Maple 30" COUNTER TOPS (SQ EDGES)		
ACA04830	48 x 30 x 1-1/2	\$281.00
ACA06030	60 x 30 x 1-1/2	\$360.00
ACA07230	72 x 30 x 1-1/2	\$404.00
ACA09630	96 x 30 x 1-1/2	\$542.00
ACA14430	144 x 30 x 1-1/2	\$904.00
Maple 36" COUNTER TOPS (square edges)		
ACA06036	60 x 36 x 1-1/2	\$410.00
ACA09636	96 x 36 x 1-1/2	\$644.00
ACA14436	144 x 36 x 1-1/2	\$1,073.00
4" MAPLE BACKSPLASH (square edges)		
ABS06004	60 x 4 x 3/4	\$45.00
ABS09604	96 x 4 x 3/4	\$77.00
ABS12004	120 x 4 x 3/4	\$112.00
INDUSTRIAL TOPS - MAPLE - EDGE GRAIN		
Butt joints in face of all rails, 3/16" radius edges		
Maple 24" Industrial/Bench Tops		
AIA04824	48 x 24 x 1-3/4	\$192.00
Maple 30" Industrial Tops		
AIA04830	48 x 30 x 1-3/4	\$234.00
AIA06030	60 x 30 x 1-3/4	\$286.00
AIA07230	72 x 30 x 1-3/4	\$339.00
AIA09630	96 x 30 x 1-3/4	\$448.00
Maple 36" Industrial Tops		
AIA07236	72 x 36 x 1-3/4	\$402.00
AIA09636	96 x 36 x 1-3/4	\$530.00



DEDICATED TO
PROTECTING
WOODWORKERS

A VERSATILE LINE-UP OF TABLE SAWS IDEAL FOR YOUR WOODWORKING NEEDS

While all SawStop saws include our revolutionary, finger-saving technology, each saw offers a unique set of features that will ensure you have the precision and power to meet your needs. We sell three saws with cast-iron tops

(in multiple configurations) that work perfectly in a shop setup. And we have two portable saws that work as well in the garage as they do on the job site.



\$3,073.00

Professional
Cabinet:
1.75HP / 120V /
60Hz.
36" T-Glide
Fence Assembly



\$1,999.00

Contractor:
1.75HP / 120V /
60Hz /
30" Fence



\$899.00

Compact Table
Saw:
120V / 60Hz /
24.5" Rip
CTS-120A60



800 292 5937

TEXT or Call to place your order.
theworkbench.com

**WE OFFER THE
FULL LINE OF SAWSTOP®
EQUIPMENT & ACCESSORIES**

FESTOOL

BUILT BETTER TO BUILD BETTER

From sanders to drills to track saws, Festool makes plugged-in or unplugged power tools that let you work wherever you want.

Designing and building rugged, safe, and easy to use precision tools for carpentry, construction, and cabinetry, Festool equipment delivers nothing less than perfection every time. The dust extractor system can be secured to many of the tools to capture sawdust maintaining a clean work environment. And Festool's Systainer system allows easy storage and transportation.

ETS EC 150/5 | #576339
SANDER

\$575



TS 60 | # 576726
TRACK SAW SET

\$799



KSC 60 | #576848
CORDLESS MITER SAW
\$999



Machine Services

Need lumber resawn, planed, ripped, sanded, or glued into panels? We'll do it for you. And in most cases, deliver your order the next day.

**R1E
S2S**

RIP 1 EDGE, SURFACE 2 SIDES

Denoted as R1E & S2S. Many of our customers have been using this combination for years. It gives a straight edge for your fence, and smooth faces for your sanding.

MinChrg 100'+ 1000'+
\$17 / \$15 \$.17/bf \$.15/bf

**42"
CAPABILITY**

PLANING

S2S Planing*

Min Chrg 100' + 1000'+
\$10 \$.09/bf \$.07/bf
*42" maximum width,
5" maximum thickness

Super smooth S1S
(S1S at 15 FPM after S2S)

Min Chrg 100' + 1000'+
S1S \$13 \$.12/bf \$.10/bf
S2S \$20 \$.20/bf \$.18/bf

**42"
CAPABILITY**

PLANING/ SANDING

Single planer head and single sanding head, 42" maximum width capacity.

1st face @ 80 Grit
Min Chrg 100'+ 1000'+
\$25 \$.25/bf \$.18/bf

2nd face @ 80 Grit
Min Chrg 100'+ 1000'+
\$25.00 \$.15/bf \$.13/bf

**35"
CAPABILITY**

JOINTING

Face jointing stock will reduce stress on wide stock and is used to eliminate cup and flatten boards before planing. Maximum width 35".

Joint 1 Face
Min Chrg 100'+ 1000'+
\$8.00 \$.09/bf \$.07/bf

**18"W
24'L**

RESAWING

Width: Maximum - 18";
Length: Min. 24", Max. 24".
Split thickness to make thinner stock.

CENTER:
Min Chrg 100'+ 1000'+
\$30.00 \$.40/bf \$.35/bf

OFFSET:
Min Chrg 100'+ 1000'+
\$40.00 \$.50/bf \$.45/bf

**R1W
R2W**

GANG RIPPING

Capable of producing glue line quality molder stock. Maximum thickness 3" Maximum width 7.75"

Min Chrg: \$40
Rip One width (G1W)
Min Chrg: \$.19/bf

Rip Two widths (G2W)
Min Chrg: \$0.27/bf
\$.08/bf ea add width

R1E
R2E

RIPPING

Maximum thickness 4".

R1E

Min Chrg 100'+ 1000+
\$10/\$8 \$.10/bf \$.08/bf

R2E

Min Chrg 100'+ 1000+
\$20/\$18 \$.27/bf \$.25/bf

42"
CAPABILITY

CUSTOM PANELS GLUE-UP

Each board is carefully glued and dimensioned to your specifications in widths up to 42" with attention to grain, figure, and color matching. See page 22 for more details.

FIRST
5 MINUTES
FREE

ROUGH CUT TO LENGTH

On our lumber and plywood. FIRST 5 MINUTES FREE. \$40/Hour with \$10 minimum. Maximum thickness is 4".

CUSTOMER
LUMBER &
PLYWOOD

CUSTOM MACHINING

Customer lumber & plywood machining is

SUBJECT TO SHOP FOREMAN'S APPROVAL PRIOR TO MACHINING. PLEASE CALL AHEAD TO SCHEDULE.*

Surfacing on Planer, Jointing, Sanding, Rip- ping on straight line:

\$120 per hour with \$30 minimum.

Custom resawing:

\$130 per hour with \$40 minimum.

Rough cut to length on lumber and plywood:

\$40 per hour with \$10 minimum.

*We reserve the right to decline custom machining service if there is detection of metal, rocks, or material unsafe to run through our equipment, as well as the presence of powder post beetles or other wood boring beetles.



**L.L. JOHNSON
LUMBER CO.**



CHARLOTTE

SOUTH BEND

"Ev
the V

800-292-5937

***Delivery
& Pick-up Services***

PICK-UP ORDERS

READY IN 2 HOURS

Need it yesterday? We can help. Call toll-free for product availability and pricing. In most cases your order will be ready for pick-up within two hours.

PICK-UP HOURS



Charlotte MI location

Find out about our 24/7 extended Pick-Up Hours by calling 800-292-5937.



South Bend IN location

Tuesday - Friday 9:30 - 5:30
Saturday: 9:30 - 3:00
Sunday & Monday: Closed

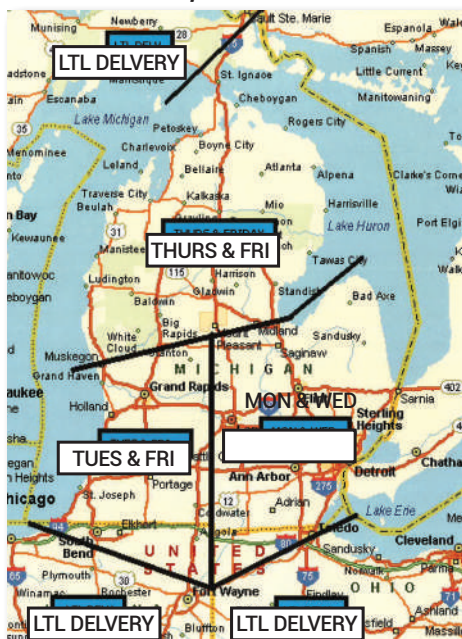
THE CONTINENTAL USA



WE DELIVER
ANYDAY,
ANYWHERE IN THE
CONTINENTAL U.S.
OUR TRUCKS
OR LTL

Please call 800-292-5937 for a quote on deliveries via LTL.

MICHIGAN, INDIANA & OHIO



DELIVERY ON OUR TRUCKS

"Just a short note to thank you for the ease of delivery with our first order. Your driver showed up within inches of the shop, never having been here before. He was cordial and a real pro, the entire time. We hope to see him again in the near future..." -- J.C.

WE DON'T CHARGE FOR delivery of plywood, equipment, veneers, dowels, finishes, glues, etc. when accompanying your lumber order shipped on our trucks.

WE DO CHARGE FOR Lumber and plywood shipments using our trucks, based on one driver, one truck, ground level delivery from our Charlotte MI warehouse. A lift truck must be available for unloading equipment orders.

Equipment/Machinery deliveries not accompanied by lumber orders are \$100/hr based on actual round trip mileage, \$100 minimum charge. A lift truck must be available for unloading equipment.

ADDITIONAL SERVICES. We provide additional services for your convenience... set up, unassisted delivery (no one home), and carry back to shop. Please call to inquire about the minimal charges for these services. 800-292-5937.

www.theworkbench.com

PRESORT
STANDARD
U.S. POSTAGE
PAID
LANSING, MI
PERMIT # 1096

**L.L. Johnson Lumber Mfg. Co.
& Johnson's Workbench**

563 N Cochran Ave
Charlotte, Michigan 48813

**CREATE YOUR DREAM
OUTDOOR SPACE...**

**TO LAST A LIFETIME
WITH SOLID WOOD DECKING**

**CUMARU | GARAPA | IPE' | MASSARANDUBA
TIGERWOOD | THERMALLY-MODIFIED ASH**



800-292-5937
theworkbench.com

STORE HOURS:

CHARLOTTE:

Mon - Fri 8:30 to 5:30
Sat 8:30 to 4:00


SOUTH BEND:

Tues - Fri 9:30 to 5:30
Sat 9:30 to 3:00
Sun - Mon Closed



**L.L. Johnson Lumber Mfg. Co
& Johnson's Workbench**

563 N Cochran Ave
Charlotte, MI 48813
Phone: 517-543-1660
Fax: 517-543-7180



**Johnson's Workbench
South Bend**

51315 Indiana 933 North
South Bend, IN 46637
Phone: 574-277-8350
Fax: 574-272-8798